


# Need for Speed 2 SE

## Downloads


- [Replacement installer](#) for Win x64.
- [Patch](#) for Win 10.

## Info



**Multplayer Information**

- Internet play: no
- LAN play: yes
- Lobby search: untested
- Direct IP: untested
- Play via [gameranger](#): no
- [coop](#): no
- Singleplayer campaign: yes
- Hotseat: [split\\_screen](#)



Need for Speed 2 SE is a racing game that emphasizes on racing, without much frills around it. You can't tune your car, you don't have to choose paint, you can focus on race specific details like tire pressure or brake strenght. The game can be played in a network or on the same computer with split screen. The fun factor is less high than with [Ignition](#), but in my opinion higher than with all the "almost economic simulations", like with [NFSU 1.](#) & [2.](#) It was published by [Electronic Arts](#).

## Installation

In principle, you have two options what you want to install. You can do the so-called "full installation", where you can play alone, but also in split screen (= [hotseat](#)). But this also means that you don't need the network functionality. The other way around, if you choose the "network installation", the single player won't work anymore and split screen won't work either.

Since both have different requirements regarding patch and crack, these two patches/cracks are also available separately. A crack is meant for one version, not for the other one. In the network installation there is the additional drawback that the game is only capable of [ipx](#) and funnily enough can only join games, not host them. That's what the TCP patch is for. As soon as it is installed, you need another crack. However, cracks and patches from this time are not usable with 16-bit binaries, i. e. not on Windows x64. That's why you can use pre-installed packages. These should also run on x64. The [Explorer hack](#) may be necessary.

## Installation under Windows 10 x64

Under Windows x64 the original 16 Bit installer is not working anymore. Use the [community created installer](#) and follow these steps:

- Run installer (you can unzip it anywhere you like, the installer will find an inserted CD or image drive automatically)
- Select folder where to install the game,
- check **Setup nGlide (3dfx)**,
- run installation,
- Download the [NFS II SE patch](#)
- Unzip it to your computer.
- You can either use the PatchInstall.bat from folder NSFE PATCH (use for playing). Run it as Administrator, if necessary. Or you use the version in NFS2SE Patch (use only if the first patch gives you black screen or you want to watch videos). Usually the first one works just fine.

Now you should be good to go. Start NFS2SEA.EXE, enjoy.

## Language

The German installer always creates the German language as used by default. English is also installed. If someone thinks English sounds better, you can also switch to English: Open the install.win file. The first line must then be changed from 4nngerman to 4nnenglish.

## Graphics

Under Win 7 I had problems with the graphics, as they occur with many older games, namely false colors, because the palette is dirty. Here the [explorer\\_hack](#) helps again.


## Network

There is a separate network installation necessary to play the game via LAN. See [Installation](#) for details. Whether the game is also playable over the Internet, I do not know yet. The only sure thing is that some port forwards would have to be set.

## See also

- [Need for Speed](#)

[Back to the games database](#)



From:

<https://www.mobile-infanterie.de/wiki/> - **mwohlauer.d-n-s.name** /  
**www.mobile-infanterie.de**

Permanent link:

[https://www.mobile-infanterie.de/wiki/doku.php?id=en:games:need\\_for\\_speed\\_2\\_se&rev=1648848109](https://www.mobile-infanterie.de/wiki/doku.php?id=en:games:need_for_speed_2_se&rev=1648848109)



Last update: **2022-04-01-21-21**